

# Overview - Public Entities Quarterly Reporting

Approved receipts

93.6

101.7%

Approved spending

71.1

91.2%

Surplus/(deficit)

22.5

- ☐ R billion
- ☒ R million
- ☐ R thousand

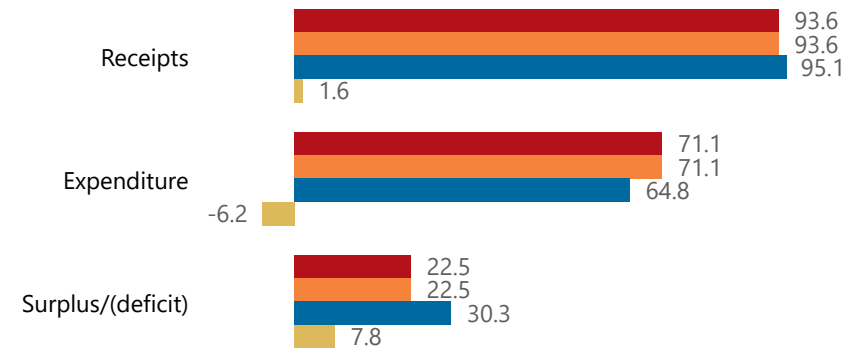


**national treasury**

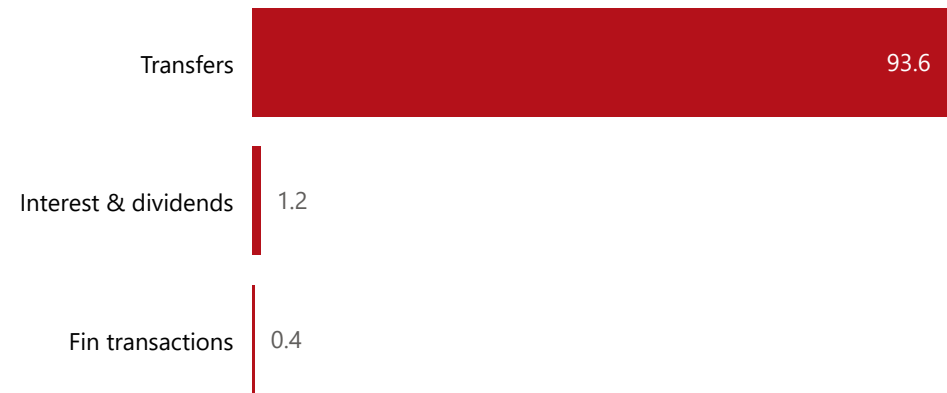
Department:  
National Treasury  
REPUBLIC OF SOUTH AFRICA

## Consolidation

● Approved ● Forecast ● YTD ● Variance



## Composition of receipts



## Quarter

4

## Cluster

All

## Department

Women, Youth and Persons with Dis... ▾

## Entity

The Commission on Gender Equality ▾

## Composition of spending



## Functional grouping



## Spending by PFMA schedule



# Public Entities Receipts

Approved sales of G&S

(Blank) (Blank)

Approved transfers

93.6 100.0%



national treasury

Department:  
National Treasury  
REPUBLIC OF SOUTH AFRICA

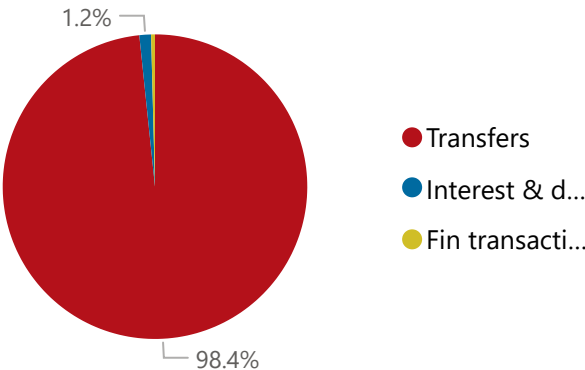
- ☐ R billion
- ☒ R million
- ☐ R thousand

## Actual vs Forecast

● Approved ● Forecast ● YTD ● Variance



## Composition of receipts



## Top 5 Receipts



## Quarter

4

## Cluster

All

## Department

Women, Youth and Persons with Dis...

## Entity

The Commission on Gender Equality

## Top 5 Transfers



## Receipts

Level 3	Approved	YTD	% YTD
Transfers	93.6	93.6	98.4%
Interest & dividends		1.2	1.2%
Fin transactions		0.4	0.4%
Total	93.6	95.1	100.0%

# Public Entities Spending

Approved CoE

71.1

91.2%

Approved G&S

(Blank)

(Blank)

Approved transfers

(Blank)

101.7%

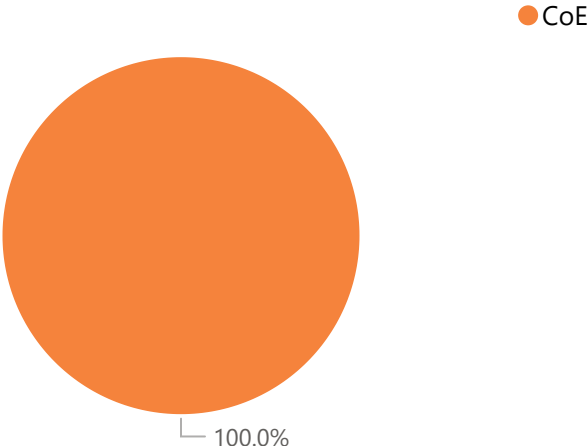
- ☐ R billion
- ☒ R million
- ☐ R thousand

## Actual vs Forecast

● Approved ● Forecast ● YTD ● Variance



## Composition of spending



## Top 5 Goods & services



## Capital assets

## Spending

Level 3	Approved	YTD	% YTD
⊕ CoE	71.1	64.8	100.0%
Total	71.1	64.8	100.0%



national treasury

Department:  
National Treasury  
REPUBLIC OF SOUTH AFRICA

## Quarter

4

## Cluster

All

## Department

Women, Youth and Persons with Dis... ▾

## Entity

The Commission on Gender Equality ▾